

isofast® IWF-T-B40-5,2**Technical information****Application**

For the fastening of waterproof membrane and insulation to timber decks, like timber formwork, plywood or oriented strand board (OSB). The recommended minimum thickness of the deck is 18 mm.

Material**Fastener**

- IWF-5,2
Case hardened carbon steel
Durocoat® corrosion protection:
Resistance at 15 cycles of Kesternich
test according to ETAG 006 - D.3.1.
and FM Approval Standard 4470
requirements
Environment-friendly, free of
chromium VI

Stress plates

- MW-40-FH
Steel 1,0 mm, zinc plated
Resistance at 15 cycles of Kesternich
test according to ETAG 006 - D.3.1.
and FM Approval Standard 4470
requirements

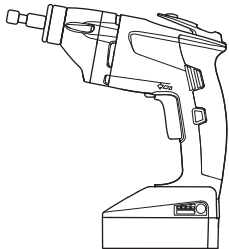
Stress plates**MW-40-FH**

- Stress plate for membrane

Technical information

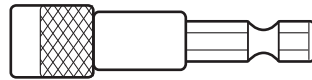
Tools and accessories

Recommendation for installation



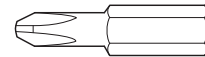
- Power screwdriver
 - 300 - 700 rpm
 - Min. 500 W
- Battery tool
 - 300 - 700 rpm
 - Min. 18 V
 - Battery with min. 2,5 Ah

Bit holder ZA1/4"



- Accessory for the manual installation in combination with a power screwdriver or battery tool

H2-25-HEX1/4"



- Accessory for the manual installation in combination with a power screwdriver or battery tool

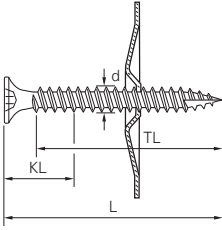

6

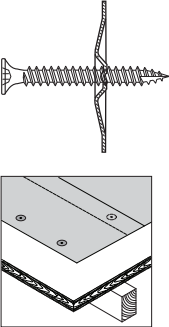

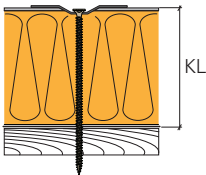
MV28-500 / MV28-750



- Accessory for a stand-up installation of *isofast*® fasteners and stress plates

Order information

| | | |
|---|---|---|
|  | <p>PH2, Ø 9,4 mm</p>  | <p>Fastener with pre-assembled stress plate</p> |
| <p>KL clamping length M magazine loaded d thread diameter L length TL thread length t thickness of structure All measures in mm</p> | | |

| Product / Application | | Approval | Order code IWF-T-B40- 5,2x 25 | | | KL | Application information | | | | | | | | | | | | |
|--|---|--|---|---|---|--------------------|-------------------------|----|--------------------|-----|----|--------------------|-----|----|--------------------|-----|----|------------------------------|--|
| <p>■ Carbon steel</p>  |  | <table border="1"> <thead> <tr> <th>Type</th> <th>d</th> <th>L</th> </tr> </thead> <tbody> <tr> <td>IWF-T-B40- 5,2x 25</td> <td>5,2</td> <td>25</td> </tr> <tr> <td>IWF-T-B40- 5,2x 35</td> <td>5,2</td> <td>35</td> </tr> <tr> <td>IWF-T-B40- 5,2x 45</td> <td>5,2</td> <td>45</td> </tr> <tr> <td>IWF-T-B40- 5,2x 55</td> <td>5,2</td> <td>55</td> </tr> </tbody> </table> | Type | d | L | IWF-T-B40- 5,2x 25 | 5,2 | 25 | IWF-T-B40- 5,2x 35 | 5,2 | 35 | IWF-T-B40- 5,2x 45 | 5,2 | 45 | IWF-T-B40- 5,2x 55 | 5,2 | 55 | <p>* 5 15 25</p> |  <p>Build-up: Insulation compressive strength at 10% compression min. 0,1 N/mm².</p> <p>Clamping length KL: Total roof build-up between top edge substrate and top edge membrane</p> <p>KL = thickness vapour barrier + thickness insulation + thickness membrane</p> <p>* For special applications, please consult your SFS representative.</p> <p>Screw length L: L = KL + 30 mm</p> <p>Thread length TL: TL = L - 3 mm</p> |
| Type | d | L | | | | | | | | | | | | | | | | | |
| IWF-T-B40- 5,2x 25 | 5,2 | 25 | | | | | | | | | | | | | | | | | |
| IWF-T-B40- 5,2x 35 | 5,2 | 35 | | | | | | | | | | | | | | | | | |
| IWF-T-B40- 5,2x 45 | 5,2 | 45 | | | | | | | | | | | | | | | | | |
| IWF-T-B40- 5,2x 55 | 5,2 | 55 | | | | | | | | | | | | | | | | | |

Stress plates

MW-40-FH

